

Don't be frozen out of rental opportunities.

Be Prepared! Winter is fast approaching! Landscape professionals and municipalities will order equipment to blow-out their sprinkler lines in parks, golf courses, and residential yards before the first freeze.

Make sure your compressor fleet is ready to meet this seasonal demand.

MQ Power air compressors deliver the performance and reliability your customers need to blow through the busy fall season.



DIS185SSI4F
185 CFM • 100 psi

- **Quiet operation** — sound attenuated, weather resistant housing reduces noise to 69 dBA (at 23 at full load); ideal for work in residential areas
- **Easy access to engine and air compressor** through large lockable gull wing side doors
- **Spacious, lockable internal tool box** for storage of tools and hoses; safeguards your tools between jobs
- **Optional hose reels** make transporting hoses on the jobsite easier
- **Block heaters available** for operation in colder environments



Winterize sprinkler systems before the first freeze



www.multiquip.com

Specifications — DIS185SSI4F




Air Compressor Specifications

Type	Rotary Screw
Compressor Air End	Ingersoll Rand
Rated Delivery	185 CFM (5.2 m ³ min)
Rated Operating Pressure	100 psi (6.9 Bar)
Maximum Operation Pressure	105 psi (8.6 Bar)
Oil Capacity	4.5 gallons (17 liters)
Air Service Connections	Two ¾" NPT
Cooling System	Oil Cooler
Air Cleaner (Air Compressor)	2-Stage Filter
Sound Level at Full Load at 23 Feet	69 dB(A)

Fuel System

Recommended Fuel	ASTM-D975-No. 1 & No. 2-D	
Fuel Tank Capacity	22 gallons (83 Liters)	
Fuel Consumption	gph	lph
Full load	2.52	9.5
½ load	1.36	5.1

Options

2" Ball Coupler — 10,000 lbs. (4536 kg) #EE43254	
2-5/16" Ball Coupler — 14,000 lbs. (6350 kg) #EE43253	
3" Pintle Eye — 20,000 lbs. (9072 kg) #EE36264	
Cold Weather Block Heater (500 watts): MQPHEATKIT-A/C185	
Hose Reels: Single — MQPSINGLEREEL50; Dual — MQPDUALREEL50	



Shown with optional ¾" x 50' dual retractable hose reels

WARRANTY*

Isuzu Engine**

12 months from date of purchase with unlimited hours or 60 months from date of purchase with 5000 hours (whichever comes first).

Air End

36 months from date of purchase or 3000 hours (whichever occurs first).

Engine Specifications

Make / Model	Isuzu / 4LE2T
Emissions	Tier 4 Final Certified
Starting System	Electric
Design	4-cycle, Water Cooled, Direct Injection, Turbocharged
Displacement	133.0 in ³ (2179 cc)
Gross Engine Power Output	49 HP†
Engine Speed (RPM)	2400
Idle Speed (RPM)	1350
Oil Capacity	2.7 gallons (10.2 Liters)
Coolant Capacity	1.8 gallons (6.8 Liters)
Air Cleaner (Engine)	2-Stage Filter
Battery	12V, Group 27, CCA 800

Trailer Specifications

Gross Axle Weight Rating (GAWR)	3500 lbs. (1588 kg)
Tire Size	ST205/75D14 LR-C
Tow Bar Design	Bolt on "A" Frame
Jack Stand Type	6" caster wheel

Weight and Dimensions

Dry Weight	2112 lbs. (960 kg)
Wet Weight	2343 lbs. (1065 kg)
Dimensions	128.5" x 65.6" x 60.1" (326.4 x 166.6 x 152.7cm)



LED Digital Controller monitors compressor and engine temperature, air pressure, and fuel level. It also includes an hourmeter and provides complete engine diagnostic tools.

Air Compressor

12 months from date of purchase with unlimited hours.

* Refer to express written, one-year limited warranty sheet for additional information.

** Refer to Isuzu Diesel Engines Limited Warranty for details.

Your Multiquip dealer is:

Connect with us on



All features and specifications are subject to change without notice.
Revision (0818)



WWW.MULTIQUIP.COM
800-421-1244